

1. INTRODUCTION

The Ministry of Skill Development and Entrepreneurship was set up as full fledged Ministry of Government of India on 9 November 2014 to coordinate all skill development efforts across the country. Industrial training, apprenticeship and other skill development responsibilities were transferred from the Ministry of Labour and Employment to this newly-made Ministry on 16 April 2015. For the first time, a Ministry with its core focus on converging all skill development initiatives in the country under one National Skills Qualification Framework was created by the Government of India

The Thrust areas of the Ministry are:-

- Co-ordination of all skill development efforts across the country
- Removal of disconnect between Demand and Supply of Skilled Manpower.
- Building the vocational and technical training framework.
- Skill up-gradation
- Building of new skills
- Innovative thinking not only for existing jobs but also jobs that are to be created.

VISION

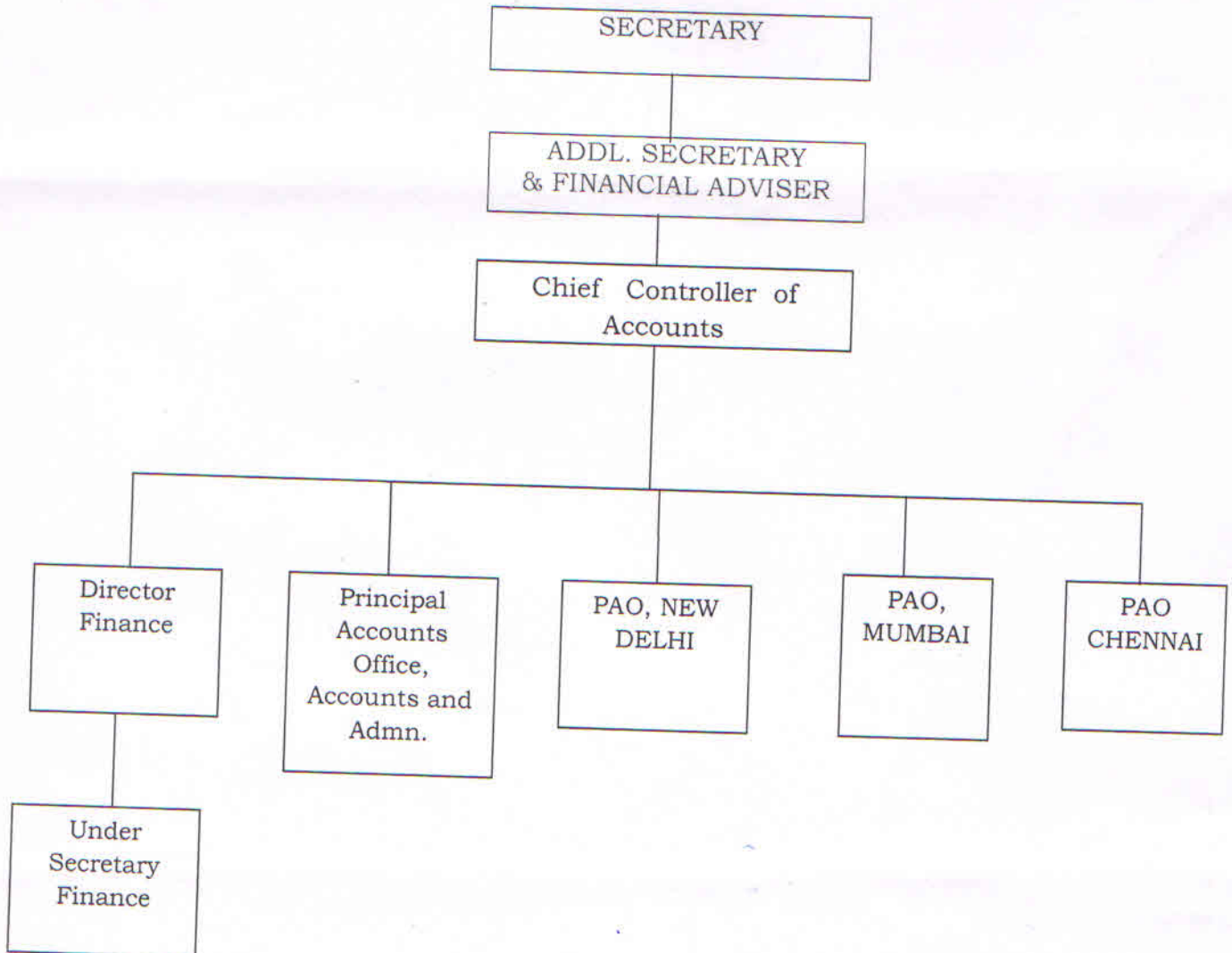
To create an ecosystem of empowerment by Skilling on a large Scale at Speed with high Standards and to promote a culture of innovation based entrepreneurship which can generate wealth and employment so as to ensure Sustainable livelihoods for all citizens in the country.

MISSION

Formulating and Implementing policies/programmes /schemes/projects for providing Aspiration and Advocacy, Capacity, Quality, Synergy, Mobilization and Engagement, Global Partnerships, ICT Enablement, Trainers and Assessors, Promotion of skilling among women, Educate and equip potential and early stage entrepreneurs across India, Connect entrepreneurs to peers, mentors and incubators, Support entrepreneurs through Entrepreneurship Hubs (E-Hubs), Catalyse a culture shift to encourage entrepreneurship, Encourage entrepreneurship among underrepresented groups., Promote entrepreneurship amongst women, Improve ease of doing business.

2. ACCOUNTING ORGANISATION OF THE MINISTRY OF SKILL DEVELOPMENT AND ENTREPRENEURSHIP

The Secretary is the Chief Accounting Authority of the Ministry and performs duties with the assistance of Addl. Secretary and Financial Adviser (AS & FA) and Chief Controller of Accounts. The Accounting organisation of the Ministry of Skill Development & Entrepreneurship is headed by the Chief Controller of Accounts, One Principal Accounts Office and three Pay and Accounts Office are presently under the Ministry as under:-



3. Attached and Subordinate Offices under the Ministry of Skill Development and Entrepreneurship

- **ATTACHED OFFICES**

Directorate General of Training (DGT)

- **Autonomous Bodies**

1. National Skill Development Corporation India (NSDC), New Delhi
2. Indian Institute of Entrepreneurship (IIE)
3. National Institute for Entrepreneurship and Small Business Development (NIESBUD)
4. National Skill Development Agency (NSDA)
5. National Instructional Media Institute (NIMI)

4. Public Financial Management System

Public Financial Management System (PFMS) initially started as a Plan scheme named CPSMS of the Planning Commission in 2008-09 as a pilot in four States of Madhya Pradesh, Bihar, Punjab and Mizoram for four Flagship schemes e.g. MGNREGS, NRHM, SSA and PMGSY. After the initial phase of establishing a network across Ministries / Departments, it has been decided to undertake National rollout of CPSMS (PFMS) to link the financial networks of Central, State Governments and the agencies of State Governments. The scheme was included in 12th Plan initiative of Planning Commission and Ministry of Finance.

Mandate:-

The mandate given to PFMS by Cabinet decision is to provide:

- **A financial management platform for all plan schemes, a database of all recipient agencies, integration with core banking solution of banks handling plan funds, integration with State Treasuries and efficient and effective tracking of fund flow to the lowest level of implementation for plan scheme of the Government.**
- **To provide information across all plan schemes/ implementation agencies in the country on fund utilization leading to better monitoring, review and decision support system to enhance public accountability in the implementation of plan schemes.**
- **To result in effectiveness and economy in Public Finance Management through better cash management for Government transparency in public expenditure and real-time information on resource availability and utilization across schemes. The roll-out will also result in improved programme administration and management, reduction of float in the system, direct payment to beneficiaries and greater transparency and accountability in the use of public funds. The proposed system will be an important tool for improving governance.**

5. Expenditure Analysis (Previous Financial Years)

Total Budget of the Ministry of Skill Development and Entrepreneurship for the year 2017-18 was Rs. 3016.14 crores while it was Rs. 1804.28 crores in 2016-17 and Rs. 1543.46 crores in the year 2015-16.

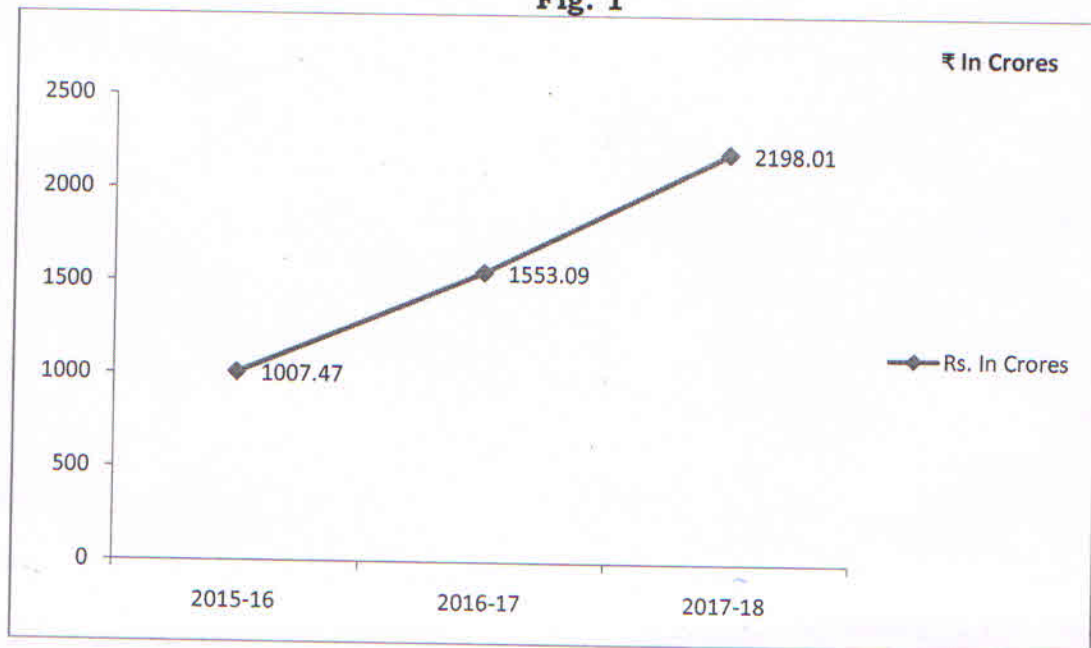
Trend of Expenditure during the last three year (₹ In crores)

Fig. 1

Period	Plan	Non Plan	Total
2015-16	975.00	32.47	1007.47
2016-17	1450.35	102.74	1553.09
2017-18	2198.01*		2198.01

***From the year 2017-18, the Plan & Non-plan Budget and Expenditure has been merged.**

Fig. 1



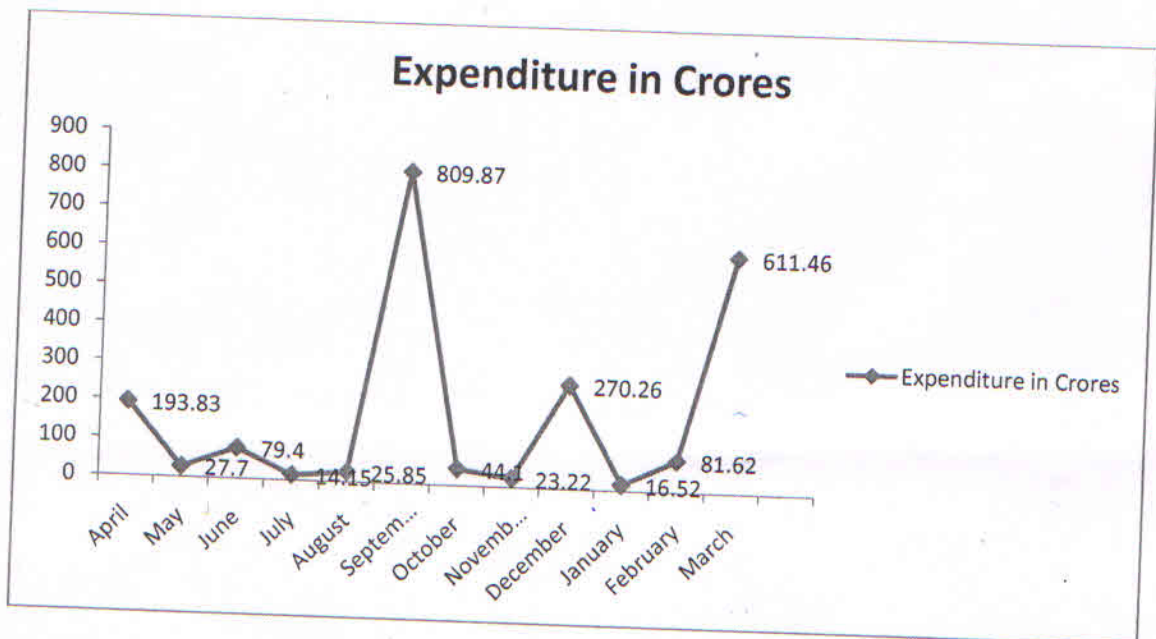
Month Wise Trend of Expenditure during the year 2017-18

Fig. 2

(₹ In Crores)

Month	Expenditure
April	193.83
May	27.70
June	79.40
July	14.15
August	25.85
September	809.87
October	44.10
November	23.22
December	270.26
January	16.52
February	81.62
March	611.46
TOTAL	2198.01

Fig. 2



**6. Trend of Expenditure of 1st Quarter during the
Year 2016-17, 2017-18 and 2018-19**

For the year 2016-17

(₹ In Crores)

	BE	April, 2016	May, 2016	June, 2016	Expenditure upto June 2016	% of BE
Plan	1700.00	8.46	6.15	163.34	177.95	10.47
Non-Plan	104.28	8.02	5.51	10.41	23.94	22.96
Total	1804.28	16.48	11.66	173.75	201.89	11.19

For the year 2017-18

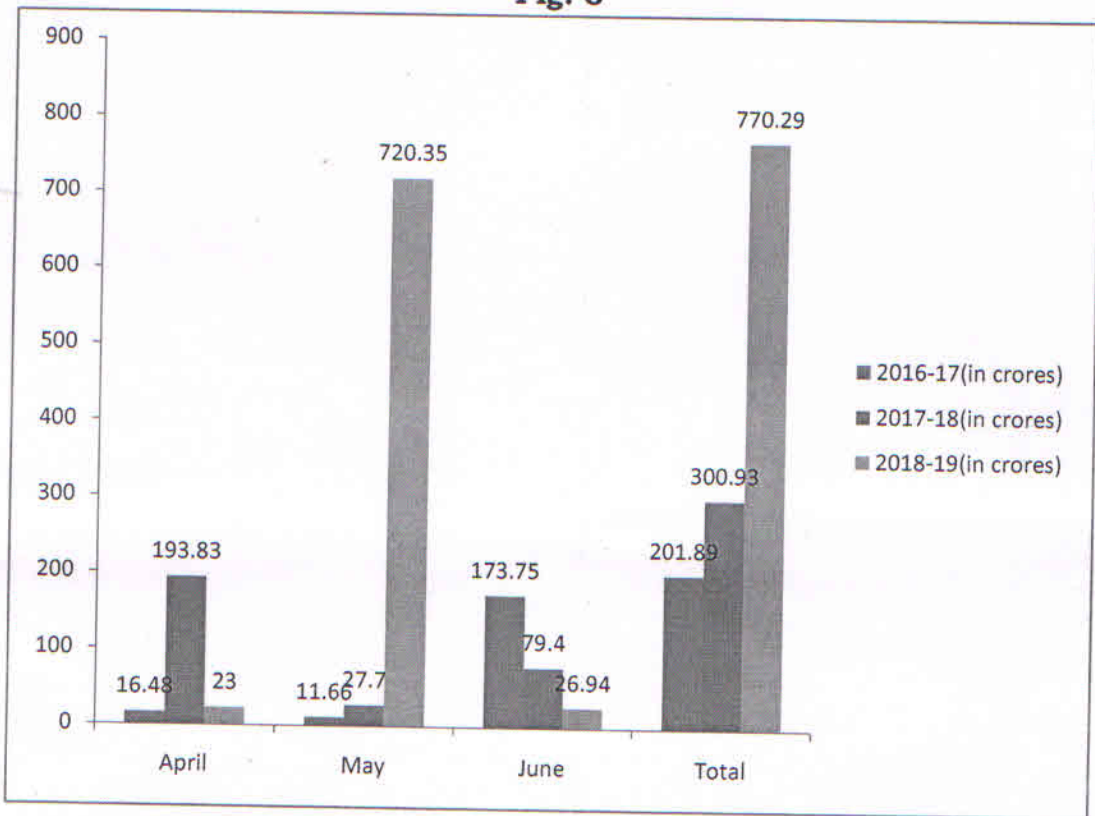
	BE	April, 2017	May, 2017	June, 2017	Expenditure upto June 2017	% of BE
Revenue	2766.11	193.81	27.49	79.30	300.60	10.87
Capital	250.03	0.02	0.21	0.10	0.34	0.13
Total	3016.14	193.83	27.70	79.40	300.94	9.98

Note:- With Effect From the financial year 2017-18, Plan & Non-Plan Expenditure is merged.

For the year 2018-19

	BE	April, 2018	May, 2018	June, 2018	Expenditure upto 30th June 2018	% of BE
Revenue	3141.00	22.75	720.13	26.54	769.42	24.50
Capital	259.00	0.25	0.22	0.40	0.87	0.33
Total	3400.00	23.00	720.35	26.94	770.29	22.65

Fig. 3



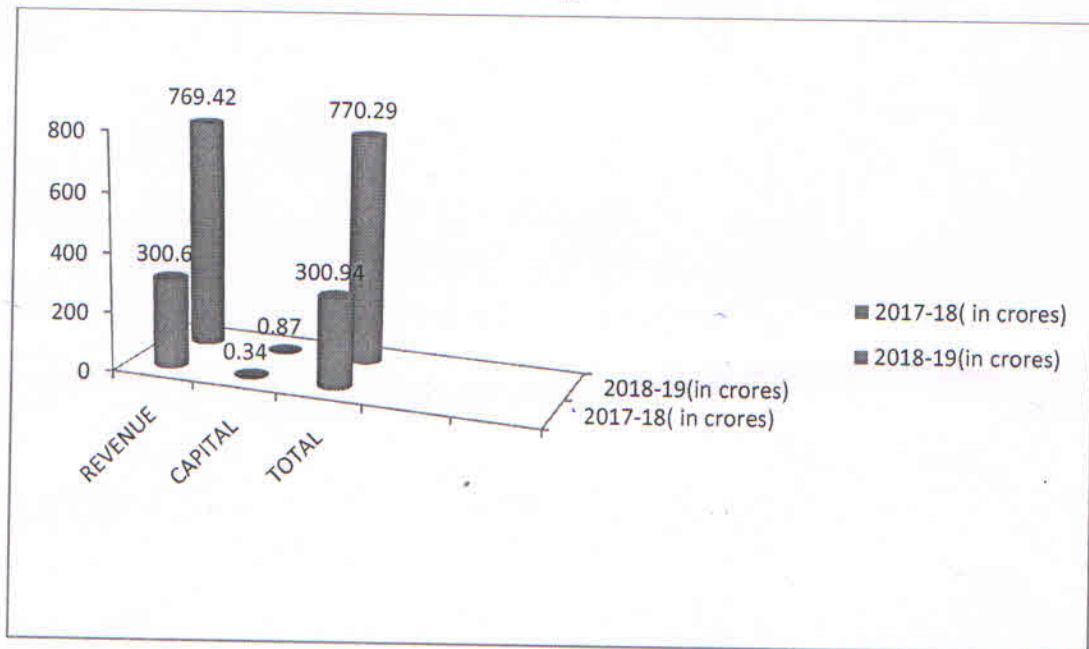
7. Expenditure Analysis (1st quarter of Financial Year 2018-19)

Against the projected estimate of Rs. 816.00 crores (24% of BE 2018-19) the expenditure incurred in the first three months of the current Financial Year is Rs. 770.29 crores against the total budget provision of Rs. 3400.00 crores. This amounts to a net expenditure of 22.65% of the Budget Estimates.

Expenditure under Revenue & Capital Section

The expenditure under Revenue heads at the end of the June 2018 was Rs. 770.29 crores approximating to 22.65% of the Budget Estimates and the Expenditure under the Capital Heads at the end of June, 2018 was Rs. 0.87 crores approximating to 0.33% of the Budget Estimates. This indicates the rise of 156% in the overall expenditure with comparison to the same period of FY 2017-18.

Fig. 4



8. National Pension System

The National Pension System (NPS) is a defined-contribution-based pension system launched by the Government of India with effect from 01st January, 2004. As a first step towards instituting pension reforms, the Government of India moved from a defined-benefit pension to a defined contribution-based pension system. Apart from offering a wide gamut of investment options to employees, this scheme helps the Government of India to reduce its pension liabilities. Unlike, existing pension funds of the Government of India that offered assured benefits, NPS has defined contribution and individuals can decide where to invest their money.

The Scheme is structured in two tiers:-

Tier-I Account : This NPS account does not allow premature withdrawal and is available to all the citizens from 01st May, 2009.

Tier-II Account: This NPS accounts permits withdrawals for a exceptional reasons only, prior to retirement age.

The details at the end of the quarter for the Financial Year 2018-19 of PAO/CDDO/DDO & Subscribers registered with NPS in the Ministry of Skill Development and Entrepreneurship are as under-

01	No. Of PAO / CDDO registered	09
02	No. Of DDO registered	49
03	No. Of subscribers registered	344
04	No. Of SCF uploads	67
05	Actual amount of SCF which have got matched & Booked (in Rs.)	8226537

Since 01st April 2008, the pension contributions of Central Government employees covered by the National Pension System (NPS) are being invested by professional Pension Fund Managers in line with investment guidelines of Government applicable to non-Government Provident Funds. A majority of State Governments have also shifted to the defined contribution based National Pension System from varying dates.

9. Accounting Highlights

The Budget of Ministry of Skill Development & Entrepreneurship was presented to Parliament under Grant No. 88 in 2017-18. The details of the Budget are as under-

	2017-18			2018-19(First Quarter)		
	BE	Actual Expenditure	% Actual Expenditure	BE	Actual Expenditure	% Actual Expenditure
1.Revenue Account	2766.11	----	----	3141.00	----	----
2.Supplementary Grant	0.03	-----	----	-----	---	---
3.Total (1+2)	2766.14	2171.19	78.49	3141.00	769.42	24.49
4.Capital Account	250.03	----	----	259.00	----	----
5.Supplementary Grant	00.00	-----	----	---	---	---
6. Total (4+5)	250.03	26.82	10.73	259.00	0.87	0.33
7. Total (3+6)	3016.17	2198.01	72.87	3400.00	770.29	22.65

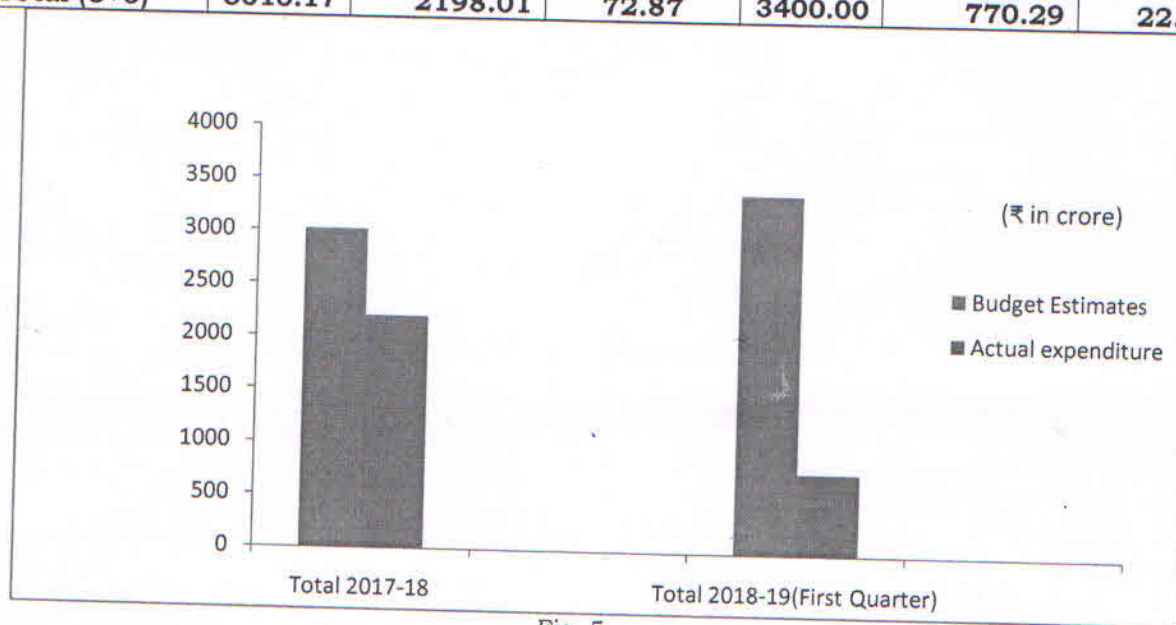


Fig. 5

10. Scheme-wise Expenditure

(₹ in Crores)

Sr. No.	Name of Scheme	2017-18					
		BE			Expenditure		
		Rev.	Cap.	Tot.	Rev.	Cap.	Tot.
1	Development of Skill	1590.00	0.00	1590.00	1736.19	0.00	1736.19
2	Development of Entrepreneurship	87.86	0.00	87.86	4.92	0.00	4.92
3	National Board for Skill Certification	25.00	0.00	25.00	0.00	0.00	0.00
4	National Skill Development Agency	20.00	0.00	20.00	20.00	0.00	20.00
5	Model ITI/Multi Skill Training institutes	50.00	0.00	50.00	0.00	0.00	0.00
6	Apprenticeship and Training	943.25	208.15	1151.40	323.78	19.99	343.77
7	Scheme of Polytechnics	0.00	0.00	0.00	45.06	0.00	45.06
8	Establishment	50.00	41.88	91.88	41.25	6.82	48.07
TOTAL		2766.11	250.03	3016.14	2171.20	26.81	2198.01

(₹ in Crores)

Sr. No.	Name of Scheme	2018-19 (Up to June 2018)					
		BE			Expenditure		
		Rev.	Cap.	Tot.	Rev.	Cap.	Tot.
1	Development of Skill	2154.34	0.00	2154.34	700.00	0.00	700.00
2	Development of Entrepreneurship	87.86	0.00	87.86	0.00	0.00	0.00
3	National Board for Skill Certification	24.75	0.00	24.75	0.00	0.00	0.00
4	National Skill Development Agency	20.00	0.00	20.00	10.00	0.00	10.00
5	Model ITI/Multi Skill Training institutes	50.00	0.00	50.00	0.00	0.00	0.00
6	Apprenticeship and Training	544.05	202.34	746.39	45.97	0.87	46.84
7	Scheme of Polytechnics	190.00	0.00	190.00	0.00	0.00	0.00
8	Establishment	70.00	56.66	126.66	13.45	0.00	13.45
TOTAL		3141.00	259.00	3400.00	769.42	0.87	770.29

11. Receipts of the Ministry

(2017-2018)

TAX REVENUE

Fig. 6

(₹ In Crores)

Sr. No.	Particulars	Amount
1	Taxes on Income other than Corporation Tax	9.97

NON-TAX REVENUE

Fig. 7

(₹ In Crores)

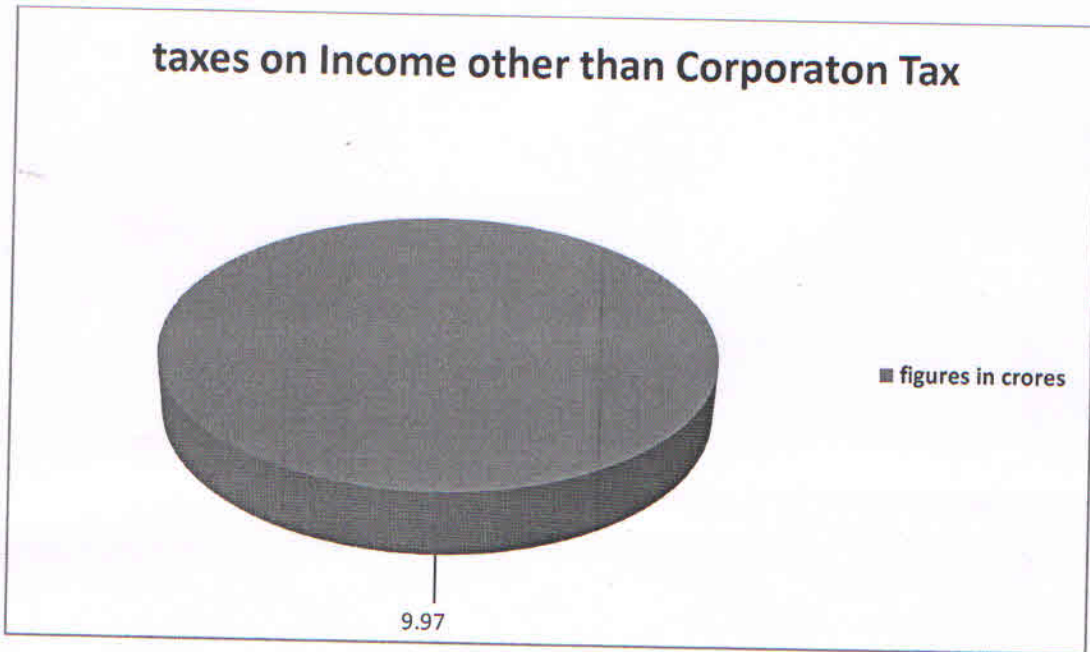
Sr. No.	Particulars	Amount
1	Interest Receipts	0.19
2	Other Administrative Services	0.00
3	Contribution and Recoveries towards pension and other Retirement benefits	0.10
4	Medical & Public Health	0.54
5	Housing	0.49
6	Labour & Employment	27.27
7	Other economic services	0.01
	TOTAL	28.60

(₹ In Crores)

RECEIPTS	Fig. 8
1. Tax Revenues	9.97
2. Non-Tax Revenues	28.60
3. Total Revenue Receipts (1+2)	38.57
OTHER RECEIPTS	(Fig. 9)
4. Repayment from Govt. Servants	0.19
5. Total Capital Receipts	0.19
6. TOTAL RECEIPTS (3+5)	38.76

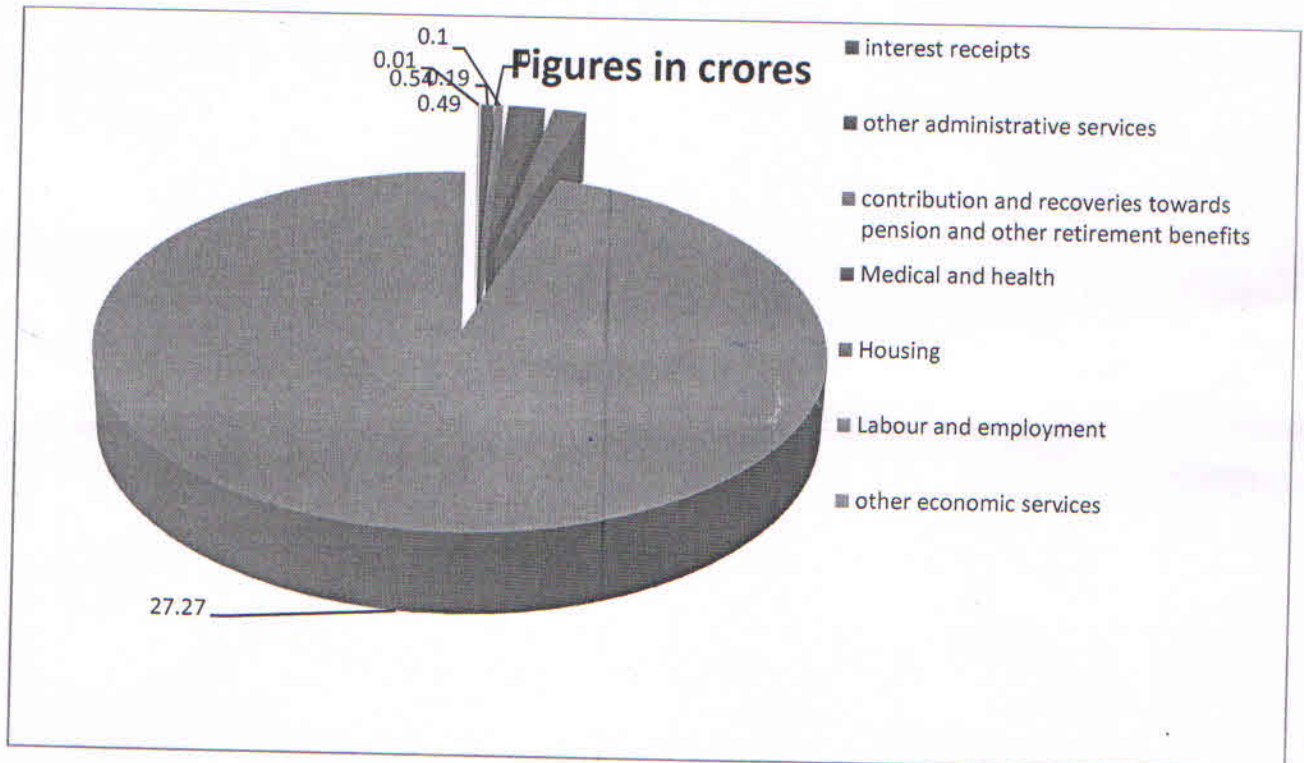
Tax Revenue (2017-2018)

Fig. 6



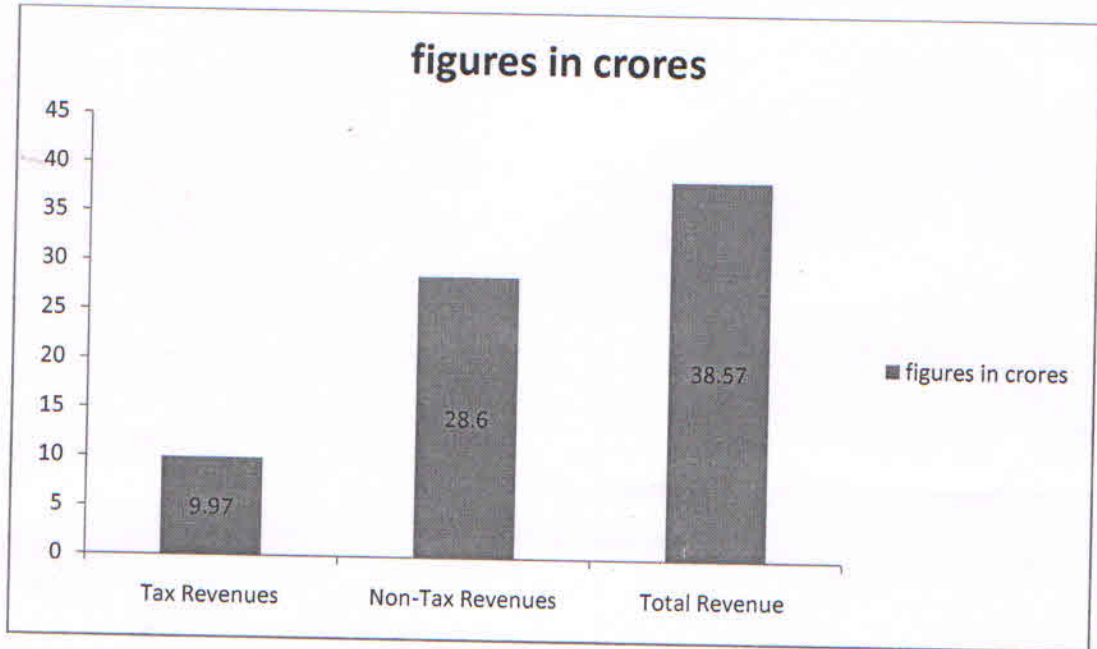
NON-TAX REVENUE(2017-18)

Fig. 7



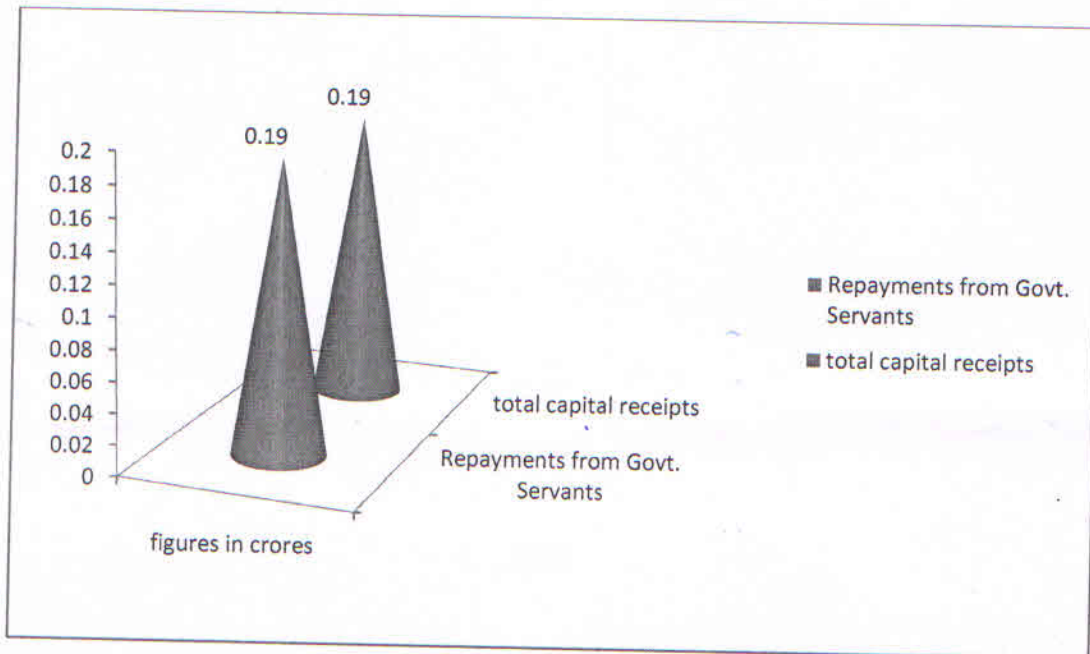
RECEIPTS

Fig. 8



Other Receipts

Fig. 9



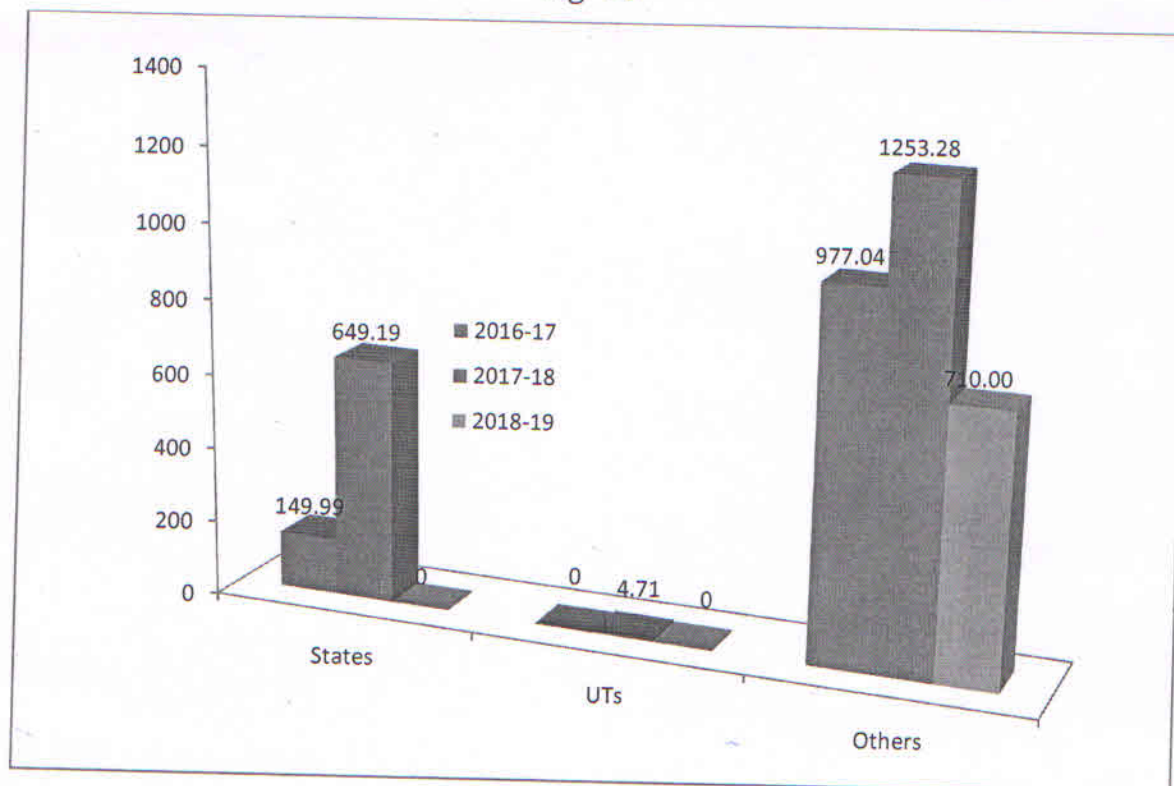
12. GRANTS-IN-AID

Comparison of Grants-in-aid given between 2016-17, 2017-18 and 2018-19.

(₹ In Crores)

Grantee	2016-17	2017-18	2018-19 upto June
States	149.99	649.19	0.00
Union Territories	0.00	4.71	0.00
Other	977.04	1253.28	710.00
Total	1127.03	1907.18	710.00

Fig. 10



Abbreviations

- **CGA** :- Controller General of Accounts
- **MSDE** :- Ministry of Skill Development and Entrepreneurship
- **CCA** :- Chief Controller of Accounts
- **CA** :- Controller of Accounts
- **Dy. CA**:- Deputy Controller of Accounts
- **PAO** :- Pay & Accounts Office/Officer
- **DGT** :- Director General of Training
- **PFMS** :- Public Financial Mangement System
- **NPS** :- National Pension Scheme
- **DDO** :- Drawing and Disbursing Officer
- **CDDO** :- Cheque Drawing and Disbursing Officer
- **NCDDO**:- Non-Cheque Drawing and Disbursing Officer
- **SCF** :- Subscriber Contribution File
- **ATI** :- Advanced Training Institute
- **CTI** :- Central Training Institute
- **FTI** :- Foremen Training Institute
- **RDAT** :-Regional Directorate of Apprenticeship Training
- **AAO** :- Assistant Accounts Officer